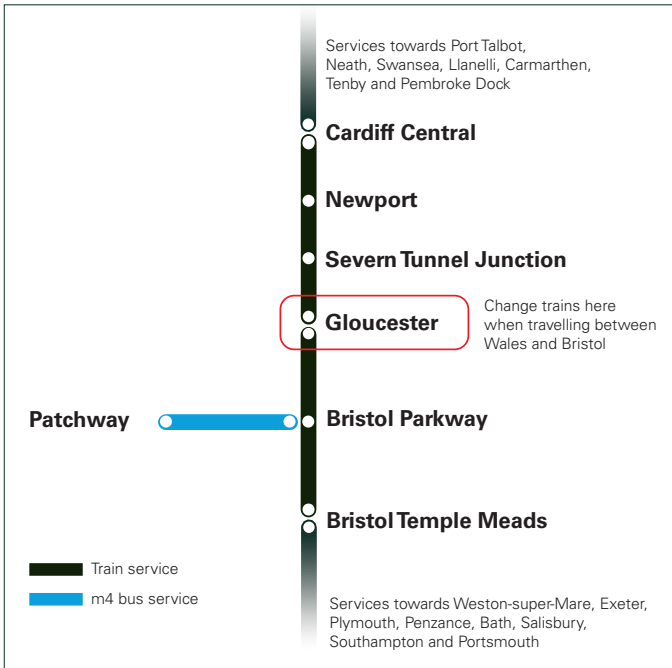


Network Rail will close the railway through the Severn Tunnel to undertake essential maintenance works on the following dates:

- **Wednesday 3 to Thursday 18 July**
- **Saturday 27 and Sunday 28 July**
- **Saturday 24 and Sunday 25 August.**

A summary of how our services are affected can be found inside this leaflet.

Unlike previous closures of the Severn Tunnel, a **very limited replacement bus service will run**, generally early morning and late evening with some Sunday journeys, and customers travelling between Wales, Bristol and the South West and South Coast **will need to travel to Gloucester** changing trains as required to complete journeys.



More information



GWR.Feedback@GWR.com



GWR.com/contact



Follow us: **@GWRHelp**



Like us: **facebook.com/GWRUK**



03457 000 125* (open 0800-2000 daily)



Don't miss out on our latest offers, special deals and news. Register at **GWR.com/signup**

* Standard network charges apply. Calls from mobiles may be higher.

Front cover photo credit: Patchway Station, Lily Jones.

Information correct at the time of issue - May 2024.

Whilst every care has been taken to produce this information, First Greater Western Limited - T/a GWR - cannot be held liable for any errors or omissions once printed.

Issued by First Greater Western Limited.
Milford House, 1 Milford Street, Swindon. SN1 1HL

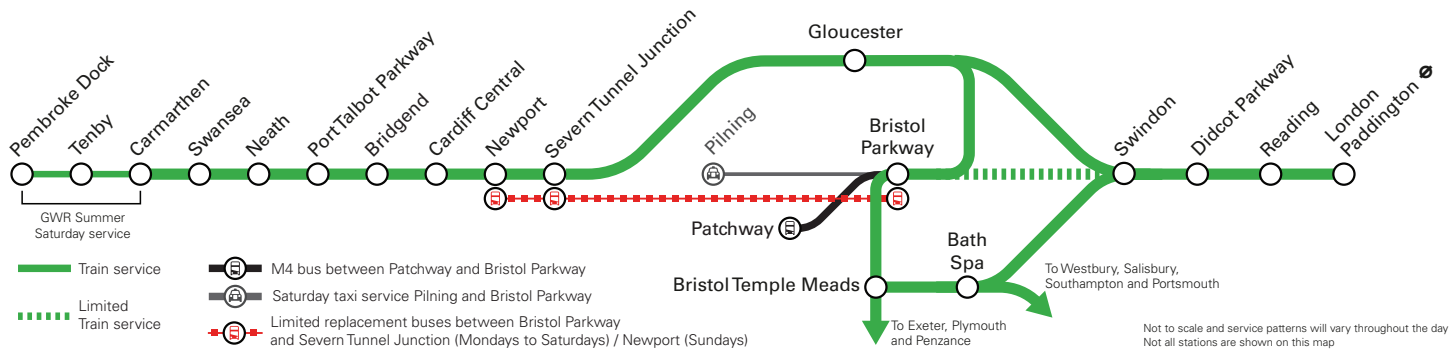
Travelling between South Wales and Bristol or London?

July and August 2024



Find out more at
GWR.com/SevernTunnel





South Wales to Bristol Parkway and London Paddington services

Train services will be diverted between Newport and Swindon via Gloucester.

A limited train service will run between Bristol Parkway and London Paddington. When no direct train service is available, customers should travel via Bristol Temple Meads and Bath Spa.

South Wales to Bristol, Penzance and Portsmouth services

Train services will run between Bristol Parkway and Bristol Temple Meads and then towards either Plymouth and Penzance or Southampton and Portsmouth.

Travelling to/from Pilning station?

On Saturdays, a timetabled taxi service will run between Pilning and Bristol Parkway, with a journey time of approximately 30 minutes, at the following times:

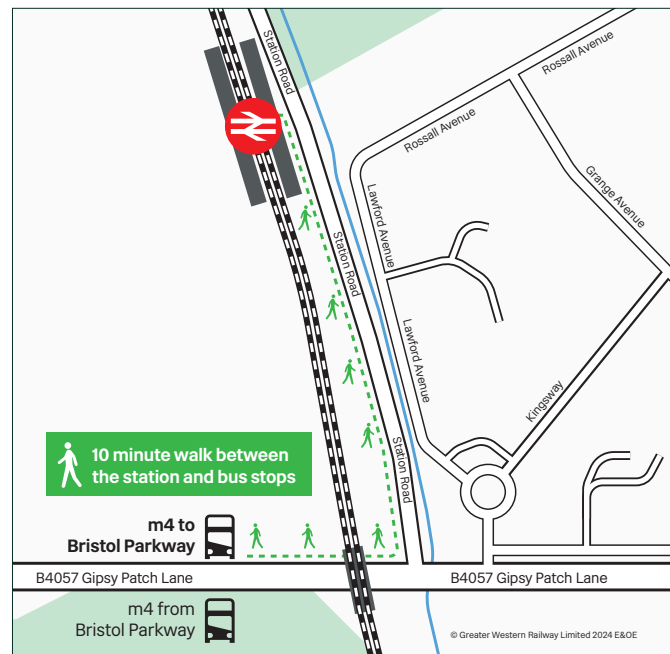
- From Pilning at 0840 and 1535
- From Bristol Parkway at 0805 and 1500.

Travelling to/from Patchway station?

Customers will need to use the **m4** bus between **Patchway and Bristol Parkway** only and valid rail tickets will be accepted at no extra cost.

The m4 stops on Gipsy Patch Lane, by Rolls Royce, which is approximately a 10 minute walk from the station, as shown on the map below.

For m4 bus times, visit [firstbus.co.uk/bristol](https://www.firstbus.co.uk/bristol)



Replacement bus services

A very limited replacement bus service will operate during the tunnel closure between Bristol Parkway and...

- Severn Tunnel Junction (Monday to Saturday)
- Newport (Sunday).

At all other times customers **will need to travel via Gloucester**, changing trains as required to complete journeys.

As space is limited on buses or coaches compared to trains, please don't bring onboard:

- Large items of luggage
- Bikes (excluding folding bikes)
- Dogs (excluding assistance dogs).

Pushchairs must be folded up and stored as luggage.

Seat belts, where fitted, must be worn as it is a legal requirement.

Please note there are normally no toilet facilities provided on replacement buses or coaches.

Pick-up and drop-off points for replacement bus services

Buses will pick-up/drop-off from the front of the station or station car park.

Need help with your journey?

It's best to let us know in advance if you will require assistance when travelling with us.

Our **Passenger Assist Team** are available 24 hours a day, 7 days a week (except 25 and 26 December) on **0800 197 1329** or go to **GWR.com/PassengerAssist**